



OPTIMAL
MODELLING
CAPACITY

Belotero[®]
Volume

VOLUME

Belotero® Volume* models and restores facial volumes due to its tailored plasticity



The intelligent and well-balanced design offers 3 advantages:

Excellent malleability to model and shape as desired maintaining a natural look



Powerful volumising effect for reliable and predictable results:

100 % of practitioners considered Belotero® Volume as superior or equivalent to competitors²⁸

High plasticity facilitates easy placement of the gel after injection.

Very **low ejection force** that gives you the respective freedom to operate²⁹

	Ejection force (N) 25G1 Terumo needle**	Ejection force (N) 22G 50 mm Softfil cannula**
Belotero® Volume (25G1, 22G 50mm)	24.0	21.8
Juvéderm Voluma (23G1", 18G 70mm)	50.6	42.9
Restylane Sub-Q (21G)	37.1	30.6

* Belotero® Volume is equivalent to Modélis®Shape, a registered trademark of Anteis S.A.

** 1 ml of product was injected with the 25G1 Terumo needle and 1 ml with the 22G 50mm Softfil cannula.

²⁸ Clinical Evaluation Report VP1-1001: An open label and multi-centre clinical evaluation assessing the efficacy and safety of Modélis in facial depressions (9 injectors from France, Switzerland, Thailand, Germany and Belgium), February 2012.

²⁹ Data on file, Belotero® Volume US product information page 6.

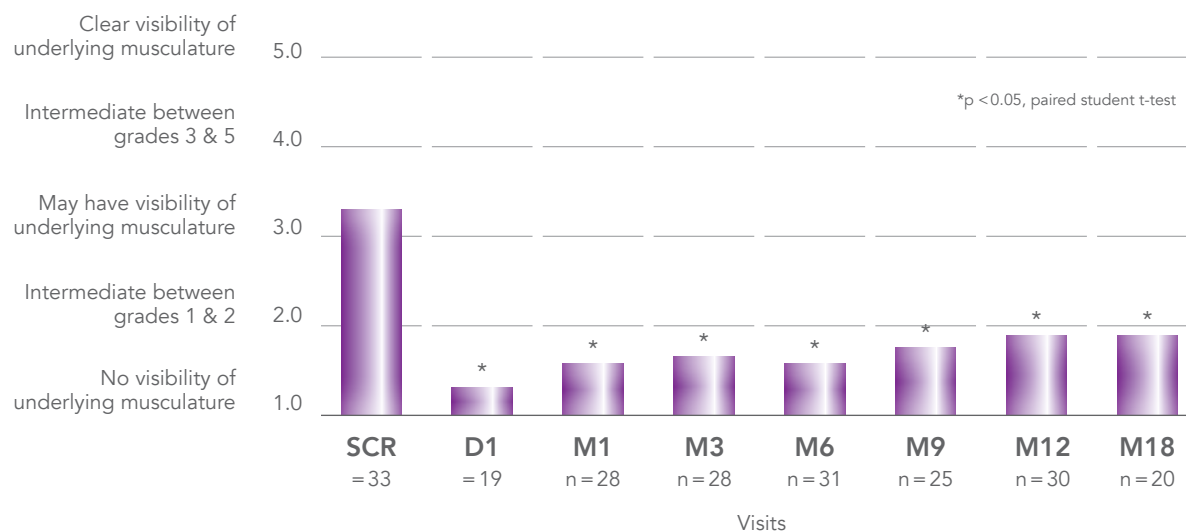
BELOTERO® VOLUME

Clinically proven efficacy and safety with high patient satisfaction

In a post-marketing clinical follow-up of 33 patients to assess the efficacy and safety of Belotero® Volume (2ml syringe) in the treatment of volume loss over 18 months after injection, the mean face volume loss score (FVLS) at each follow-up visit was significantly lower than mean FVLS baseline score.³⁰

Although there was a slight increase in FVLS over time, the effectiveness of Belotero® Volume was still significant at month 12 and month 18.

Facial volume score



At month 12 and month 18, the mean Global Aesthetic Improvement Scale score is still “Much improved”, supporting the FVLS results.

13 patients experienced at least one injection site reaction during the evaluation. Main site reactions were redness and pain of mild intensity which disappeared before the next follow-up visit.

Most patients [93 % (n=28) at month 12 and 90 % (n=18) at month 18] were satisfied with their results and were intending to repeat the treatment and recommend it to their friends.

* SCR=screening visit, corresponds to D1 before injection
³⁰ Data on file. Clinical Evaluation Report. Section VI

Predictable results with Belotero® Volume*

Cheekbones



Before



After

Cheekbones



Before



After

Temples

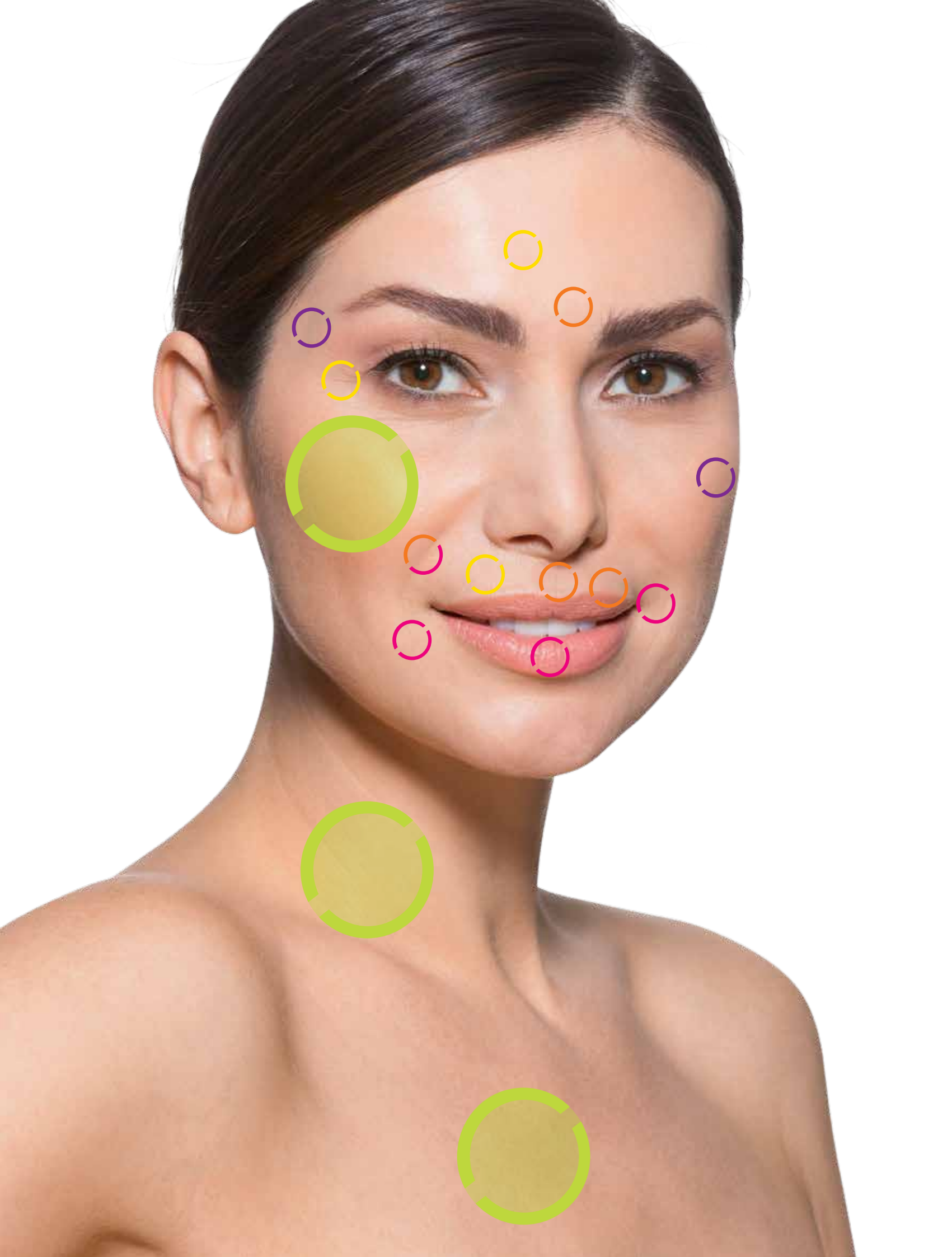


Before





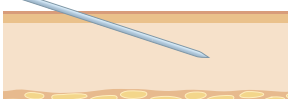
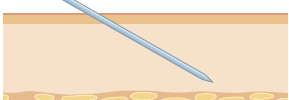
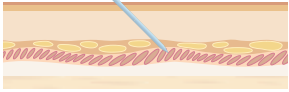
After

* Courtesy of Dr Vandeputte



The Belotero® family – It's a part of you



Belotero® product	Indications	HA concentration	Needle size	Injection site and angle
HYDRO	Skin rehydration, e.g.: face, neck, décolletage, back of hands	18 mg/1ml	30 G	Dermal/epidermal junction (nappage technique) or superficial dermis (micro-papular technique) 
SOFT	Correction of fine lines, e.g.: crow's feet, perioral lines, fine forehead lines	20 mg/1ml	30 G	Superficial dermis Approx 10° 
BALANCE	Correction of moderate lines, e.g.: moderate nasolabial wrinkle, glabellar lines, moderate perioral wrinkles, lip contouring, philtrum	22.5 mg/1ml	27 G	Superficial to mid dermis Approx 15° 
INTENSE	Correction of deeper lines, e.g.: severe nasolabial fold, lip volume, oral commissures, marionette folds	25.5 mg/1ml	27 G	Mid and deep dermis Approx 30° 
VOLUME	Restoration of facial volumes, e.g.: cheeks, temples, facial volume loss	26 mg/1ml	30 G + 27 G Needle 27 G Cannula	Deep dermis, subcutaneously 

MERZ AESTHETICS



Belotero® is a registered trademark of Merz Pharma GmbH & Co. KGaA.
Merz Pharmaceuticals GmbH, Eckenheimer Landstraße 100
60318 Frankfurt am Main, Germany
www.merzaesthetics.com

Belotero® is manufactured by Anteis S.A.
18, Chemin des Aulx, 1228 Plan-les-Ouates, Geneva, Switzerland

